

Climate chamber with CO₂

CLH-CO₂ 1400

+0...+70°C / 10% - 98% rH / 0 - 20% CO₂

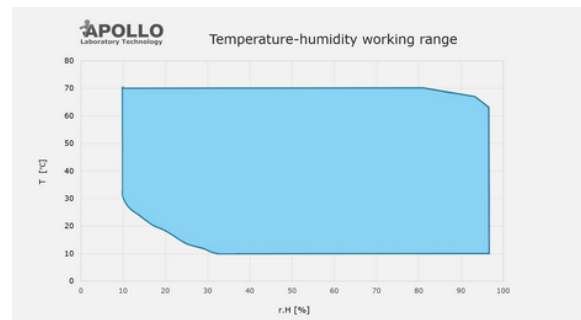


Standard equipment:

- ✓ RAL 9016 coated exterior
- ✓ Interior made of AISI 304 acid-resistant steel
- ✓ 70 mm insulation
- ✓ Environmentally friendly refrigerant
- ✓ CO₂ regulation
- ✓ According to regulations EN 12390-2
- ✓ Solid door with replaceable seal
- ✓ Mechanical door lock
- ✓ Automatic door closing system
- ✓ Possibility of changing doors L/R
- ✓ Electronic temperature controller with digital display with the possibility of changing the temperature setting every 0.1k
- ✓ Capacitive touch screen controller
- ✓ Dynamic cooling and heating system
- ✓ Visual and sound alarm for high and low temperature
- ✓ Open door alarm
- ✓ Dirty condenser coil alarm
- ✓ Faulty temperature sensor alarm
- ✓ External alarm output potential-free contact
- ✓ Auto defrost and condensation evaporation
- ✓ Antifreeze system
- ✓ Shelf guides / horizontal supports
- ✓ 8 coated wire shelves
- ✓ Adjustable shelf position
- ✓ Access port Ø10mm
- ✓ 5 swivel casters, 3 of which have brakes
- ✓ 2 additional adjustable feet

Optional equipment:

- ✓ Temperature sensor
- ✓ Additional access port in the wall Ø10mm
- ✓ Glycol container
- ✓ Adjustable PVC feet
- ✓ 75 mm drawer with dividers
- ✓ 150 mm drawer
- ✓ Additional shelf guides / horizontal supports
- ✓ Additional shelves (coated wire, stainless steel wire)
- ✓ LED lighting
- ✓ External housing made of acid-resistant AISI 304 steel



CLH-CO2 1400



7 inch touchscreen



Uniform temperature



Accurate humidity



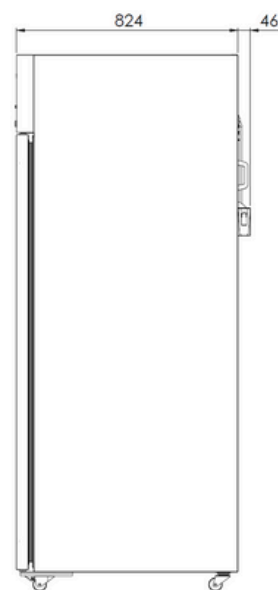
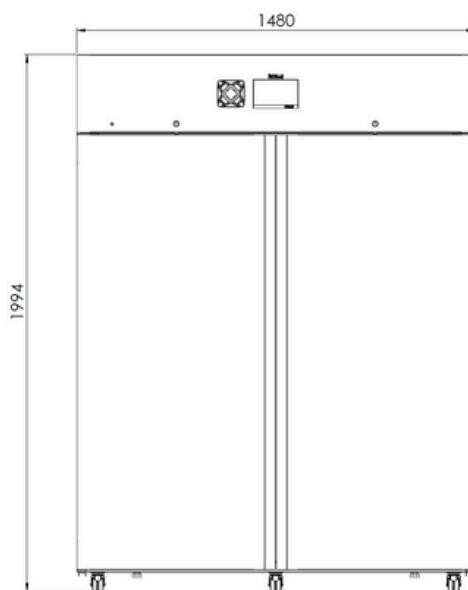
Access port Ø10mm



Possibility of changing doors L/R



5 swivel casters, 3 of which have brakes



Technical specifications:

	Width	Depth	Height
External dimensions [mm]	1480	870 (824)	1994
Internal dimensions [mm]	1340	680	1500
Cooling unit type	Internal		
Cooling type	Dynamic		
Gross capacity	1360 [liters]		
Net capacity	1260 [liters]		
Weight	170 [kg]		
Max. load	240 [kg]		
Number of shelves	8		
Number of guides / horizontal supports	16		
Max. shelf load	30 [kg]		
Temperature range	+0...+70 [°C]		
Temperature uniformity depending on set point	± 0.5 - 2.5		
Temperature fluctuation depending on set point	± 0.1 - 0.5		
Ambient conditions	± 0,1 [°C] - 1 [°C]		
Humidity range	10% tot 98%		
Moisture fluctuation	4%		
CO2 range	0 - 20%		
CO2 adjustability	0,1%		
CO2 accuracy	+/- 0.40 at 5% measured		
CO2 connection	Max. 5 bar		
Environmental Conditions	Max. +25 [°C] op 60% RH		
Refrigerant	R290		
Power	230/50 [V/Hz]		
Number of external doors	1		
Noise level	55 [dBa]		
Power rating	1700 [W]		
Rated current	7.4 [A]		